



克明小学

KEMING PRIMARY SCHOOL

Enlightened Students, Enriched Citizens

**Primary 1
Information Booklet for Parents**

Year 2024



90 Bukit Batok East Avenue 6
Singapore 659762
Tel: 6896 2054
Fax: 6563 2356
Email: kmps@moe.edu.sg

Welcome to Keming Primary School!

Dear Parents,

A very warm welcome to Keming Primary School.

We hope you will find the information in this booklet useful, and we look forward to a year of joyful experiences with your child.



Thank you for your strong support.

A. School Hours

We value punctuality and it is an important habit that our students practise.

Reporting time: All Kemingnites report to school by 7.30 a.m.

The school hours are as follows:

** The students have daily snack breaks. Please pack a small portion of healthy snack, such as 2-3 pieces of biscuits, a slice of bread or a small fruit for your child.*

Days of the week	Reporting Time	^Flag Raising	Lesson starts	Recess	*Snack Break	Dismissal Time
Monday to Friday	7.30 a.m.	7.30 a.m. to 7.40 a.m.	7.45 a.m.	9.30 a.m. to 10.00 a.m.	Between 11.30 a.m. to 12.30 p.m. (5 min)	1.30 p.m. (See details under Dismissal)

^Please note that if your child arrives in school after flag raising, he/she will be considered late for school. Frequent lateness will affect the conduct grade of your child.

Note: The back gate along Bukit Batok East Ave 3 (Gate E) and side gate beside SkyPeak (Gate G) are opened from 6.45 a.m. to 7.30 a.m. and from 1.30 p.m. to 2 p.m.

B. Recess

Our school has adopted the Healthy Meals in Schools Programme (HMSP) to ensure our students have healthy choices of food at recess. To further encourage healthy meal choices, the canteen has started selling freshly cut fruits in 2023 and no sweetened drinks will be sold.

The estimated price range of the items are listed below:

Item	Price range
set meals	\$1.80 to \$2.50
snacks/sandwiches	\$0.60 to \$0.80
freshly cut fruits (per cup)	\$1 to \$2
milk	\$1 to \$1.20

During the first week of school, the teachers will be bringing the students to the canteen to familiarize them with the stalls. There will also be teachers on duty to guide the students to the stalls.

C. Safety and Identification

The safety of the children is our priority. As your child is new to the school, please ensure that your child's **ID tag** is put on as he/she enters the school. Do clearly indicate the **details of your child's dismissal**, on the **back** of your child's **ID tag**,

Please also write your **contact numbers** clearly for teachers to refer to quickly, in cases where we may need to contact you.

Figure. Details required on the back of the ID tag

*I have an elder brother or sister. His/Her name is _____ (Class:) My parents' contact number is: _____	
<input type="checkbox"/> I am taking School Bus No _____. <i>*Students taking the school bus will assemble at the basketball court after school dismissal.</i>	<input type="checkbox"/> I am going to _____ Student Care Centre. <i>*Students will assemble at the basketball court after school dismissal.</i>
*Tick one of the following options if arrangement has been made to pick me up from	
<input type="checkbox"/> Car Porch (For parents driving in) <input type="checkbox"/> Covered walkway near front gate (Gate C) <input type="checkbox"/> Side Gate beside SkyPeak (Gate G) <input type="checkbox"/> Back gate (Gate E)	

Remarks: The ID tag was issued on the day of P1 Orientation. The printable version of the tag can be found at the end of this booklet.

D. Arrival and Dismissal during first 2 weeks (2 to 12 January 2024)

Arrival

For students who walk to school, our staff and prefects will be stationed at the car porch or the gates to usher your child to the assembly venue.

For parents who are driving their children to school, please get your children ready to alight at the school's car porch. Do refrain from getting out of your car

to open the door for your child as this can cause congestion and hold up the traffic.

For students entering the school via the side gate beside SkyPeak (Gate G), we seek your cooperation to park in the multi-storey carpark and walk your child to the side gate. Please refrain from stopping along the service road. You may want to also consider driving into the school to let your child alight at the car porch.


Thank you for your understanding and consideration.





Dismissal

All students will be dismissed at 1.30 p.m. Please expect slight delays during dismissal in the first 2 weeks of Term 1 as the teachers will be guiding the students through the dismissal routines.

If you have older children in the school who are going home with their younger siblings, please instruct your older children to go to the relevant gates to wait for their siblings.

The teachers will follow the route as shown in the table below to dismiss the students at the various gates:

Dismissal Venue	Visuals of venues	Information
Front gate (Gate C)		<p>The teachers will lead the students to the front gate where they will be seated at the designated area to wait at the covered walkway.</p> <p>The staff-in-charge of the area will hand the child over to the parent.</p>

<p>Car Porch</p> <p>For students whose parents are driving in to pick them up</p>		<p>The teachers will lead the students to the porch, where they will wait at designated areas for their parents who are driving in.</p>
<p>Basketball Court</p> <p>For students taking school bus, attending external student care centres (SCCs)</p>		<p>The teachers will bring your child to the basketball court.</p> <p>The school bus attendants will take over and lead the students to the designated bus queue.</p> <p>For external SCCs, SCC personnel will guide students to sit accordingly before moving off to the respective centres.</p>
<p>Basketball Court</p> <p>For students attending school student care centre (Knowledge Park)</p>		<p>The teachers will lead the students to the basketball court.</p> <p>The SCC personnel will bring the students to the centre.</p>
<p>Back Gate along Bukit Batok East Ave 3(Gate E)</p>		<p>The teachers will lead the students to the back gate and have them seated at the designated area.</p> <p>The staff-in-charge of the area will hand over the child to the parent.</p>

Side Gate beside SkyPeak (Gate G)



The teachers will lead the students to the side gate and have them wait at the designated area.

The teachers will hand the child over to the parent.

Please wave to your child and encourage them to wave back at you so that the teachers can ascertain that a trusted adult is picking the child up.

E. First Day of School on 2 January 2024

We will update parents on the arrangements for the first day of school in mid-December via the Parents' Gateway(PG). Please ensure that you are onboard PG* so that you will be able to receive the notifications.

**Search for 'Parents Gateway' on the App Store[iPhone]/Play Store[Android] to download and install the app.*

F. Absence from School

To ensure our students learn, we value our students' presence in school. If your child is absent from school, please alert the form teachers or call the General Office to inform the school of his/her absence.

Upon return, your child will need to provide a medical certificate or a letter of excuse. The form teachers may contact you to check on the well-being of your child and the reason for his/her absence.

G. Things to Bring – First 3 Days of School

Please encourage your child to pack his/her bag and to bring the following items to school on the respective days. The teachers will be collecting the materials from them.

Date	Day 1 Tuesday 2 January 2024
1.	CCE (FTGP) <ul style="list-style-type: none"> CCE (FTGP) Journal
2.	English <ul style="list-style-type: none"> STELLAR Handwriting Book 1 P1 Listening Comprehension Booklet 1
3.	Mathematics <ul style="list-style-type: none"> Primary Mathematics Practice Book 1A 1 Broad lined exercise book (Mental Sums)

No.	Day 2 Wednesday 3 January 2024
1.	English <ul style="list-style-type: none"> 1 Triple-lined exercise book (Spelling) 1 broad-lined jotter book (Writing Log)
2.	Chinese <ul style="list-style-type: none"> Activity Book 1A (活动本上册) 习字本 Character and Citizenship Education (Chinese) Activity Book 2 Big square exercise books (听写, 杂写) Malay <ul style="list-style-type: none"> Cekap Activity Book 1A Character and Citizenship Education (Malay) Activity Book 2 Broad lined exercise books (Ejaan, Tatabahasa)
3.	Tamil <ul style="list-style-type: none"> Workbook 1A Penmanship Book Character and Citizenship Education (Tamil) Activity Book

No.	Day 3 Thursday, 4 January 2024						
1.	Social Studies Inquiring Into Our World Activity Book 1						
2.	Physical Education • An Active and Healthy Me						
3.	All 3 subject files <i>Please write your child's name and class on the side labels.</i> • English (black and pink) • Mathematics (blue) • Mother Tongue (green)						
4.	Report book Please slot in a passport size photograph of your child and label the report book as shown in the example below. Name: <u>Andy Lim Yi Jie</u>						
	Year	2024	2025	2026	2027	2028	2029
	Class						

Please write **your child's name and class** on his/her belongings e.g. water bottle, stationery, books and files.

As part of developing positive learning habits, we encourage all students to practise responsibility and pack his/her school bag daily.

Your child will be issued a timetable and should start to pack his/her school bag according to the timetable provided or as advised by his/her subject teachers from Friday, 5 January onwards.

H. Things to Bring Daily

Students should bring these items to school **every day**:

Personal Health & Hygiene

- Dry/wet tissues

Stationery

- At least two sharpened 2B pencils (Avoid mechanical pencils for Primary 1)
- Eraser
- Ruler
- Sharpener
- Glue/Gluestick
- Set of sharpened coloured pencils
- Erasable blue pen (for doing corrections)

Others

- Small whiteboard with a whiteboard marker pen and mini duster
- Homework file (Any A4 button file) - As a guide, daily homework for our Primary 1 students does not exceed 30 minutes per subject.
- Storybook (The teacher will inform your child what storybooks to bring.)

Remarks: For safety reasons, **trolley bags are strongly discouraged.**



H. Parent-Teacher Communication

The school values our partnership with parents. To communicate with your child's teacher, you may do the following:

1. Write a message in the Student Handbook
2. Email the teacher (You can find the teachers' email addresses on the school website)
3. Call the General Office at **6896 2054** and leave a message for the teacher
4. Arrange an appointment to meet the teacher.

Note of Thanks

We thank parents for their support in working alongside the teachers to help our students
GROW and GLOW!



Additional Useful Information


Embroidered Nametag (Where to iron it on the school attire)



above the pocket

The nametags can be ironed or sewn onto the school uniform this way, above the school crest.

Printable ID Tag (You can print this page if you have lost the tag and slot it into a plastic tag to be worn on the uniform for the first 2 weeks)

	<h2 style="margin: 0;">KEMING PRIMARY SCHOOL</h2>
<p>Name: _____</p>	
<p>Class: P1 _____</p>	

Front



<input type="checkbox"/> I have an elder brother or sister.*	
His/Her name is _____ (Class:)	
My parents' contact number is: _____	
<input type="checkbox"/> I am taking school bus number _____ <small>*Students taking the school bus will assemble at the basketball court after school dismissal.</small>	<input type="checkbox"/> I am going to _____ Student Care Centre. <small>*Students will assemble at the basketball court after school dismissal.</small>
Tick one* of the following options if arrangement has been made to pick me up from:	
<input type="checkbox"/> Car Porch (For parents driving in)	
<input type="checkbox"/> Covered walkway near front gate (Gate C)	
<input type="checkbox"/> Side gate near Skyppeak (Gate G)	
<input type="checkbox"/> Back gate (Gate E)	

Back



Plastic

General Information




More information can be found on the school website:

<http://www.kemingpri.moe.edu.sg>

90 Bukit Batok East Avenue 6 Singapore (659762)

General Office: 6896 2054



1. School Bookshop

Pacific Bookstores Pte Ltd

Tel: 6464 0111 Fax: 6464 0110

Website: <http://www.pacificbookstores.com>

Opening Hours

Monday – Friday : 7.30 a.m. to 2.30 p.m.

Lunch Time : 11.00 a.m. to 12.00 p.m.

(Please note that parents are not allowed to enter the school to purchase items during school hours and in the event of Safe Management Measures.)

2. School Uniform

Jeep Sing Fashion

Blk 4012 Ang Mo Kio Ave 10

#01-08 Techplace 1

Singapore 569628

Tel: 6456 3198 Fax: 6386 2407

Operating Hours

Monday – Friday : 10.00 a.m. to 6 p.m.

Saturday : 10.00 a.m. to 2 p.m.



3. School Transport

JK59 Pte Ltd

17 Lorong Kilat, #01-10 Kilat Court, Singapore 598139

Tel: 6465 5959 Fax: 6466 5959

Email: transport@jk59.com

4. School Dental Service

Opening hours (School Dental Clinic)

Monday-Thursday: 8.00 a.m. to 5.30 p.m.

The clinic is closed at 5 p.m. on Fridays.

(Lunch Hour: 1 p.m. to 2 p.m.)

Tel : 6896 2916

For **urgent cases**, when clinic is closed, you may contact:

Health Promotion Board

School Dental Centre, Level 4

3, Second Hospital Ave S (168937)

Tel: 64353782

