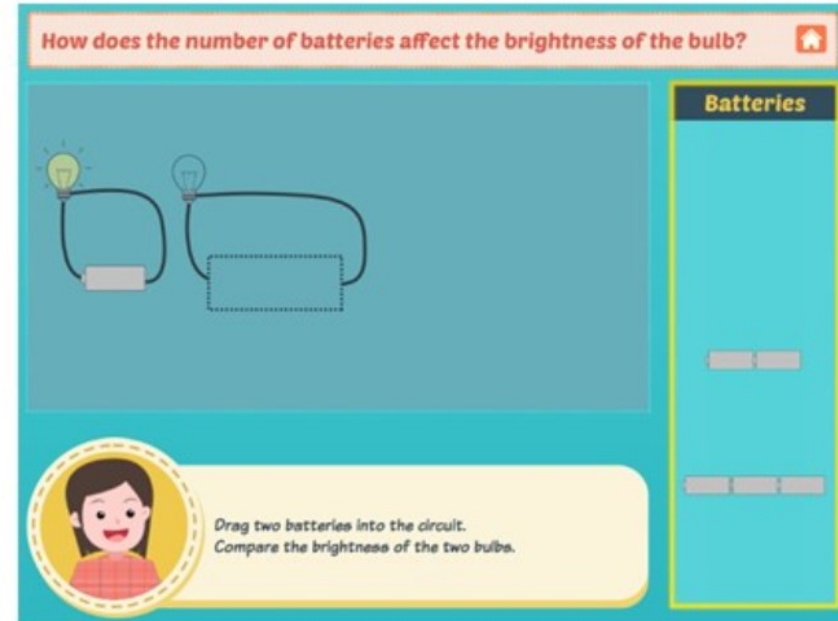


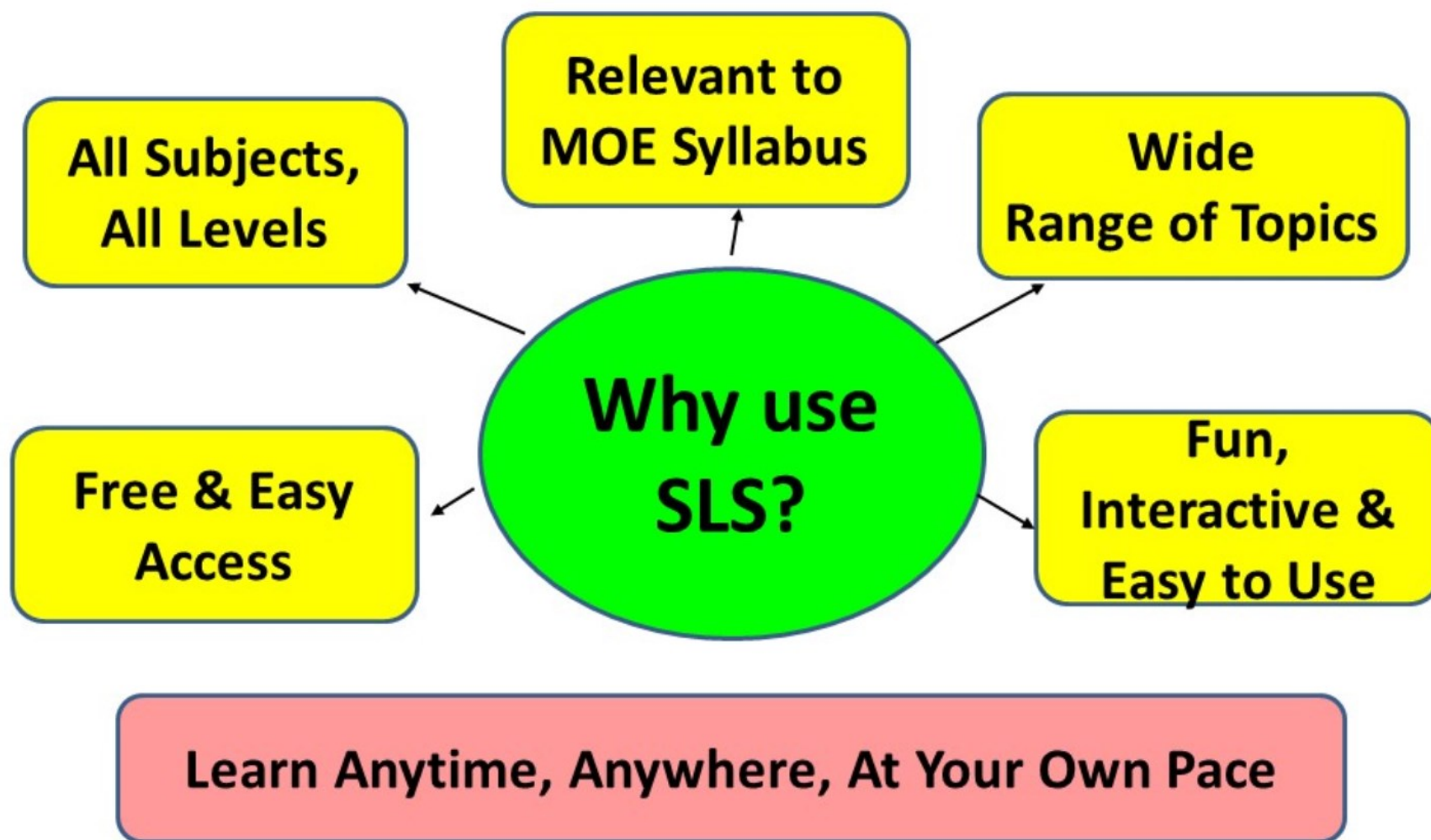
What can you do with SLS?

You can:

- **Revise** your subjects at home
- **Learn** with interactive:
 - ✓ lessons
 - ✓ simulations
 - ✓ quizzes
 - ✓ videos



Why use SLS?



Watch this video on SLS...
<http://gg.gg/slsabc>



**Learn
independently
with resources
from the
MOE library**

SINGAPORE

**STUDENT
LEARNING SPACE**
LEARN ANYTIME, ANYWHERE, AT ANY PACE



SINGAPORE

STUDENT LEARNING SPACE

LEARN ANYTIME, ANYWHERE, AT ANY PACE

A

Access
MOE library



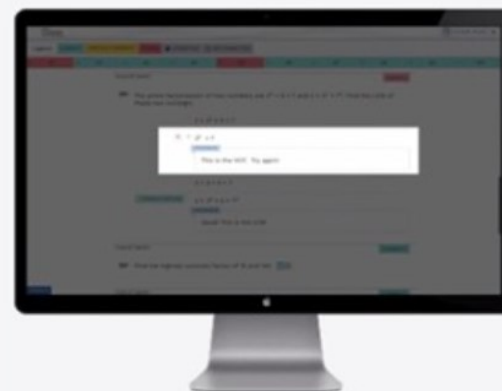
B

Browse
for topics



C

Check
it out



Follow your favourite subjects now!

The screenshot displays the 'STUDENT LEARNING SPACE' interface. At the top, a navigation bar includes a home icon, a 'MOE Library' logo, a search bar with the text 'Search MOE Library', a magnifying glass icon, a red heart icon, and a 'BROWSE FOR MORE SUBJECTS' button. Below the navigation bar, there are tabs for 'Subjects I Take' and 'Followed Subjects'. The 'Subjects I Take' tab is active, showing a grid of eight subject tiles: 'PRI 3 CHINESE LANGUAGE', 'PRI 3 PHYSICAL EDUCATION', 'PRI 3 & 4 MUSIC', 'PRI 3 & 4 SCIENCE', 'PRI 3 ART', 'PRI 3 ENGLISH LANGUAGE', 'PRI 3 MATHEMATICS', and 'PRI 3 SOCIAL STUDIES'. To the right of the subject tiles, there is a section titled 'Follow more subjects' with a red heart icon and a link 'In progress'. Below this, there are three lesson cards, each with a 'LESSON' icon, a progress bar, and the subject name and lesson title. The first card shows 'SCIENCE' with the lesson 'Separation of Mixtures - Obtaining Drinking Water [LSS]' and is 25% completed. The second card shows 'SCIENCE' with the lesson 'Attraction and Repulsion of Magnets' and is 50% completed. The third card shows 'SCIENCE' with the lesson 'Life Cycles of Plants' and is 50% completed. A 'Feedback' button is located at the bottom left of the interface.

STUDENT LEARNING SPACE
LEARN ANYTIME, ANYWHERE, AT ANY PACE

MOE Library

Search MOE Library

BROWSE FOR MORE SUBJECTS

Subjects I Take Followed Subjects

Follow more subjects

In progress

PRI 3 CHINESE LANGUAGE

PRI 3 PHYSICAL EDUCATION

PRI 3 & 4 MUSIC

PRI 3 & 4 SCIENCE

PRI 3 ART

PRI 3 ENGLISH LANGUAGE

PRI 3 MATHEMATICS

PRI 3 SOCIAL STUDIES

LESSON 25% completed

SCIENCE
Separation of Mixtures - Obtaining Drinking Water [LSS]

LESSON 50% completed

SCIENCE
Attraction and Repulsion of Magnets

LESSON 50% completed

SCIENCE
Life Cycles of Plants

Feedback



Tips to avoid getting locked out...

1. Provide password reset email address (your own or your parent's)

2. Remember the answers to your security questions

The screenshot shows the 'My Profile' page of the Singapore Student Learning Space. The page has a header with the SLS logo and a notification bell. A left sidebar contains navigation icons for Home, Back, Profile, and Settings. The main content area has tabs for 'Password', 'Security Questions', and 'Password Reset Email Address'. The 'Security Questions' tab is highlighted with a green circle, and the 'Password Reset Email Address' tab is highlighted with an orange circle. Below the tabs, the 'Current Email Address' is listed as 'abc@gmail.com - Verified'. There is a field for 'New Email Address' and buttons for 'RESET' and 'SUBMIT'. A right sidebar contains a section titled 'Why should I enter my email address?' with explanatory text and a gear icon.

STUDENT LEARNING SPACE
LEARN. WRITE. EXPERIENCE. AT ANY TIME.

My Profile

Password Security Questions Password Reset Email Address

Current Email Address
abc@gmail.com - Verified

New Email Address

RESET SUBMIT

Why should I enter my email address?
If you forget your password, you can use the 'Forgot Password' button on the login page to send a password reset link to your email.

Scenario #1: I forgot my password

Method A: You can self-reset password using [Password Reset Link](#)



Preset "[Password Reset Email Address](#)" (under 'My Profile' page) for this to work



Method B: You can self-reset password by [Answering Security Questions](#)



Preset answers to the "[Security Questions](#)"(under 'MyProfile' page) for this to work



Method C: Ask your Subject Teacher to reset your password



Method D: Contact SLS Helpdesk to reset your password

SLS Tech Tips for Students

Scenario #2: I forgot my username



Method A: Ask your Subject Teacher for your username



Method B: Contact SLS Helpdesk for your username

Scenario #3: My account is locked



Method A: Ask your Subject Teacher to seek help from your SLS School Administrator to unlock your account



Method B: Contact SLS Helpdesk to unlock your account