

- 1) Go to <https://mims.moe.gov.sg>  
Login with your child's MIMS Account details

Username: [allen\\_tan@students.edu.sg](mailto:allen_tan@students.edu.sg)

Password: 2024Kmps

*This is the default generic password. You are to change your password after the first login.*

MIMS Portal

Please login using your MIMS account. For Students, your MIMS login ID is <Full\_Name>@students.edu.sg. For School Staff, your MIMS login ID ends with @schools.gov.sg. For HQ Staff, your MIMS login ID ends with @hq.moe.gov.sg. If you encounter difficulties logging in, please approach your teachers (for Students) or MIMS Administrators (for Staff).

Username

Password

Sign in

[Forgot Password?](#)

- 2) Login with your child's MIMS Account again

Username: [allen\\_tan@students.edu.sg](mailto:allen_tan@students.edu.sg)

Password: 2024Kmps

*This is the default generic password. You are to change your password after the first login.*

MIMS Self Service Password Reset

Please Sign in

User Name

Password

Sign in Cancel

[Forgotten Password?](#)

Idle Timeout: 4 minutes · English

### 3) You are required to set up your security questions first.

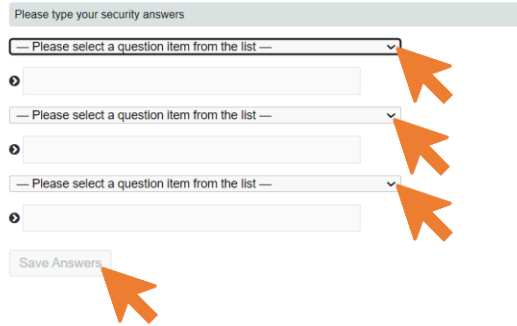
#### MIMS Self Service Password Reset

##### Setup Security Questions

If you forget your password, you can access your account by answering your security questions.

Please choose your questions and answers that can be used to verify your identity in case you forget your password. Because the answers to these questions can be used to access your account, be sure to supply answers that are not easy for others to guess or discover.

Please type your security answers



### 4) Once you're done, review your questions then click "Confirm Security Answers".

*You will need to answer your security questions when you use the "Forget Password" button to do a self-reset.*

#### MIMS Self Service Password Reset

##### Confirm Security Questions

Be sure your answers and questions are correct. Check the spelling and punctuation. In you are unable to remember your password, you will be able to access your account by supplying the answers to these security questions.

What is your favourite food?

Ramen

What is your favourite animal?

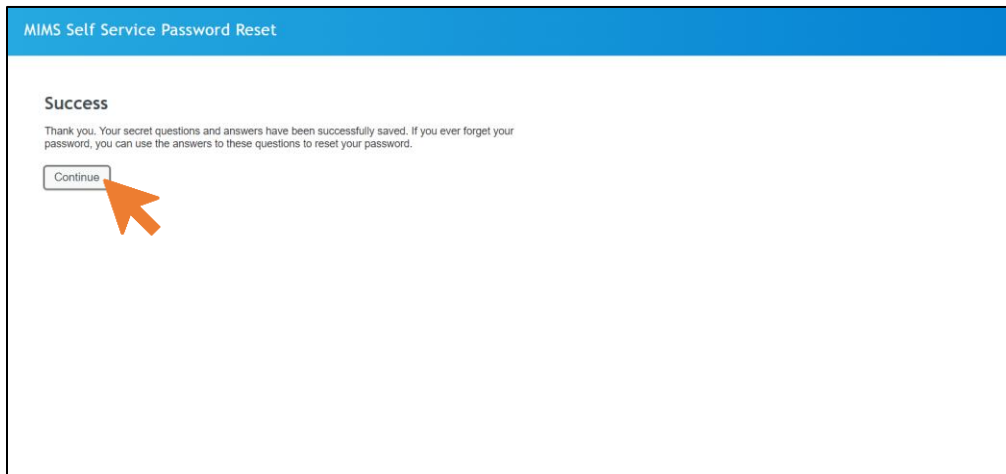
Shark

What is your favourite colour?

Turquoise



5) Click "Continue".



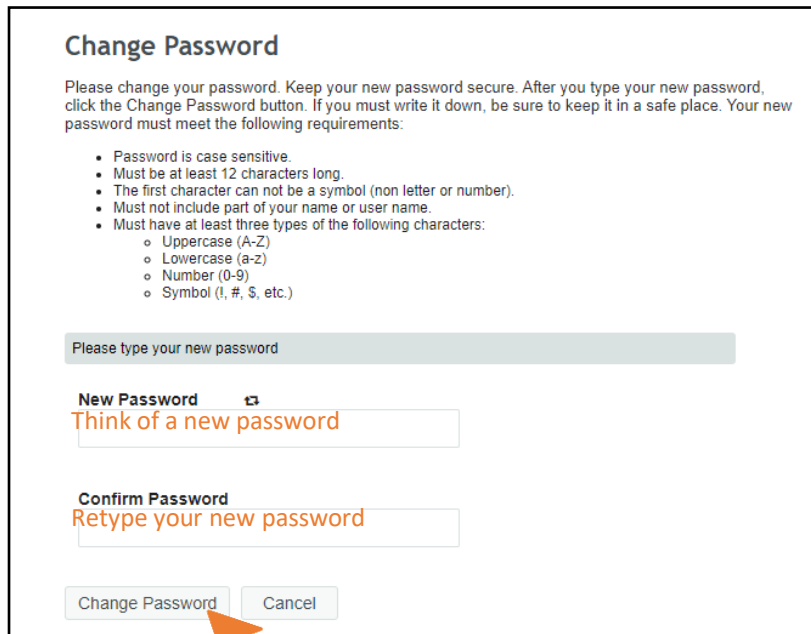
MIMS Self Service Password Reset

**Success**

Thank you. Your secret questions and answers have been successfully saved. If you ever forget your password, you can use the answers to these questions to reset your password.

An orange arrow points to the "Continue" button.

6) You will be prompted to change your password. Please change your password, following the password criteria.



**Change Password**

Please change your password. Keep your new password secure. After you type your new password, click the Change Password button. If you must write it down, be sure to keep it in a safe place. Your new password must meet the following requirements:

- Password is case sensitive.
- Must be at least 12 characters long.
- The first character can not be a symbol (non letter or number).
- Must not include part of your name or user name.
- Must have at least three types of the following characters:
  - Uppercase (A-Z)
  - Lowercase (a-z)
  - Number (0-9)
  - Symbol (!, #, \$, etc.)

Please type your new password

**New Password**

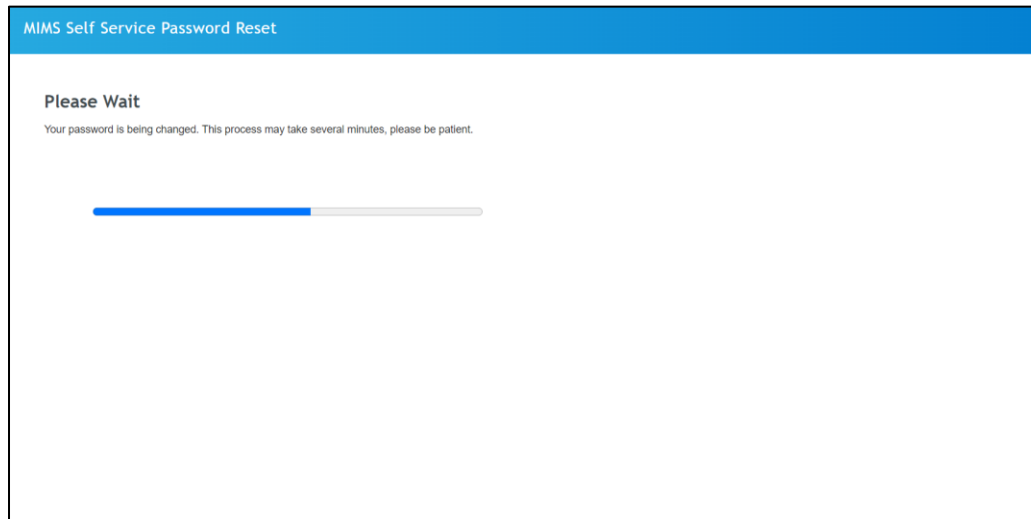
Think of a new password

**Confirm Password**

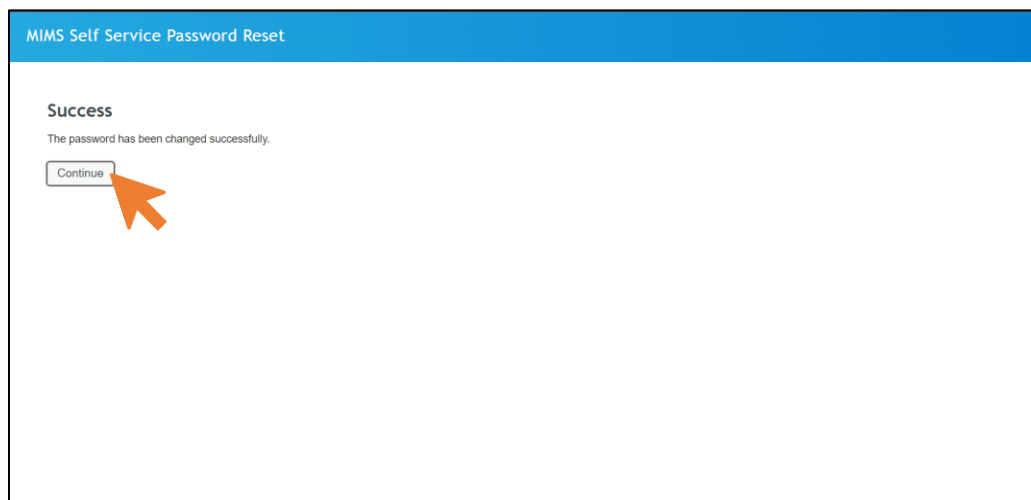
Retype your new password

An orange arrow points to the "Change Password" button.

7) Please wait while the system change your password.



8) Once done, you will be prompted that you have successfully change your password. Click "Continue"



- 9) Via the MIMS portal, you can access to portals below:
- 1) **Student ICON E-Mail**  
*For emails and access to Google Drive*
  - 2) **MIMS SSPR**  
*To change your current password, set up security questions)*
  - 3) **Student Learning Space – SLS**  
*For assignments sent by teachers*

